ENTRANCE TO B.ED BLOCK

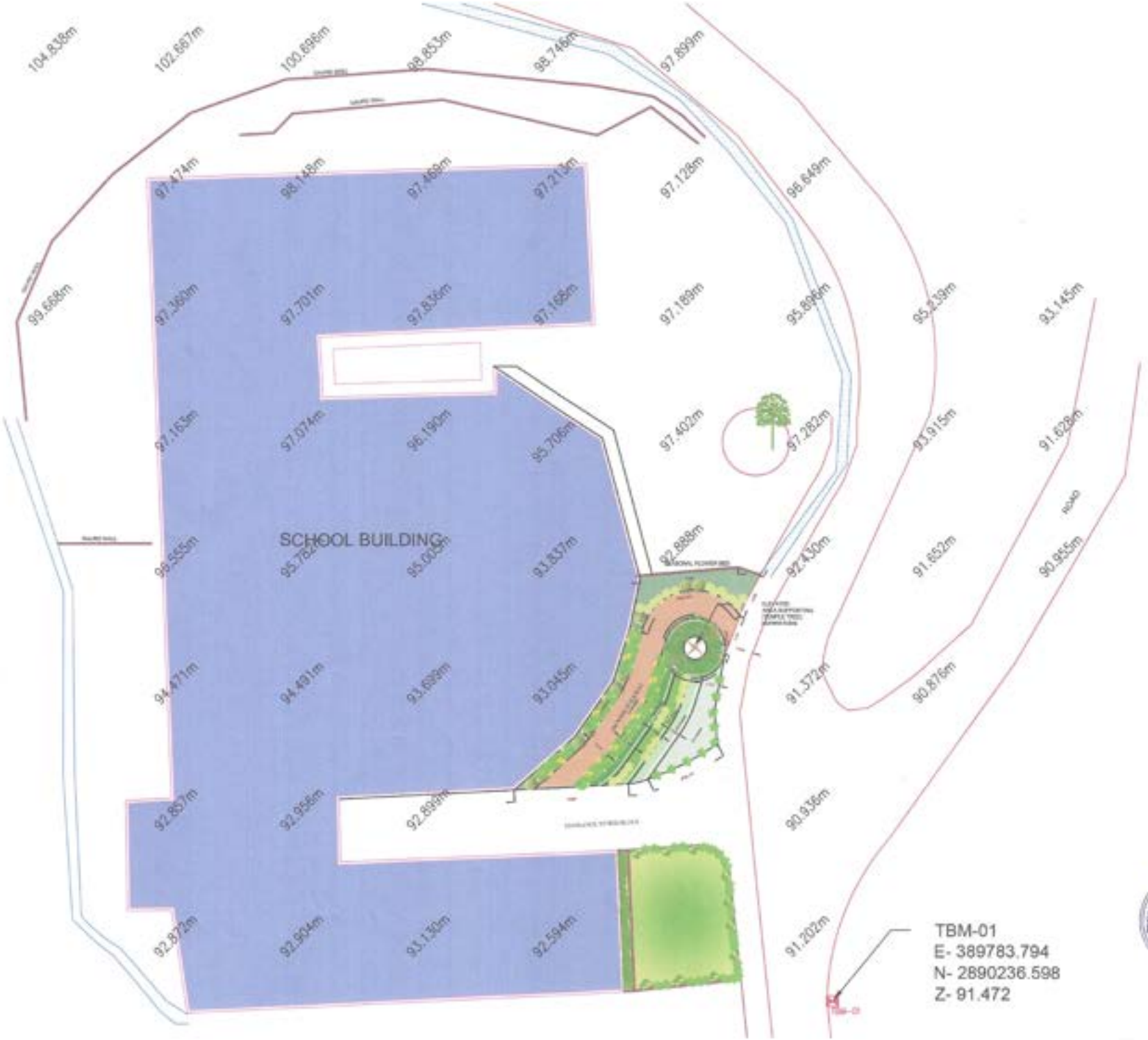
104.838m
102.667m
100.696m
98.853m
98.746m
97.899m
97.474m
98.148m
97.469m
97.213m
97.128m
96.649m
99.668m
97.368m
97.701m
97.836m
97.166m
97.189m
95.896m
95.239m
93.145m
97.163m
97.074m
96.190m
95.706m
97.402m
97.282m
93.915m
91.628m
SCHOOL BUILDING
96.555m
95.782m
95.005m
93.837m
92.888m
92.430m
91.652m
90.955m
94.471m
94.491m
93.699m
93.045m
91.372m
90.876m
92.857m
92.956m
92.899m
90.936m
92.872m
92.904m
93.130m
92.594m
91.202m
TBM-01
E- 389783.794
N- 2890236.598
Z- 91.472

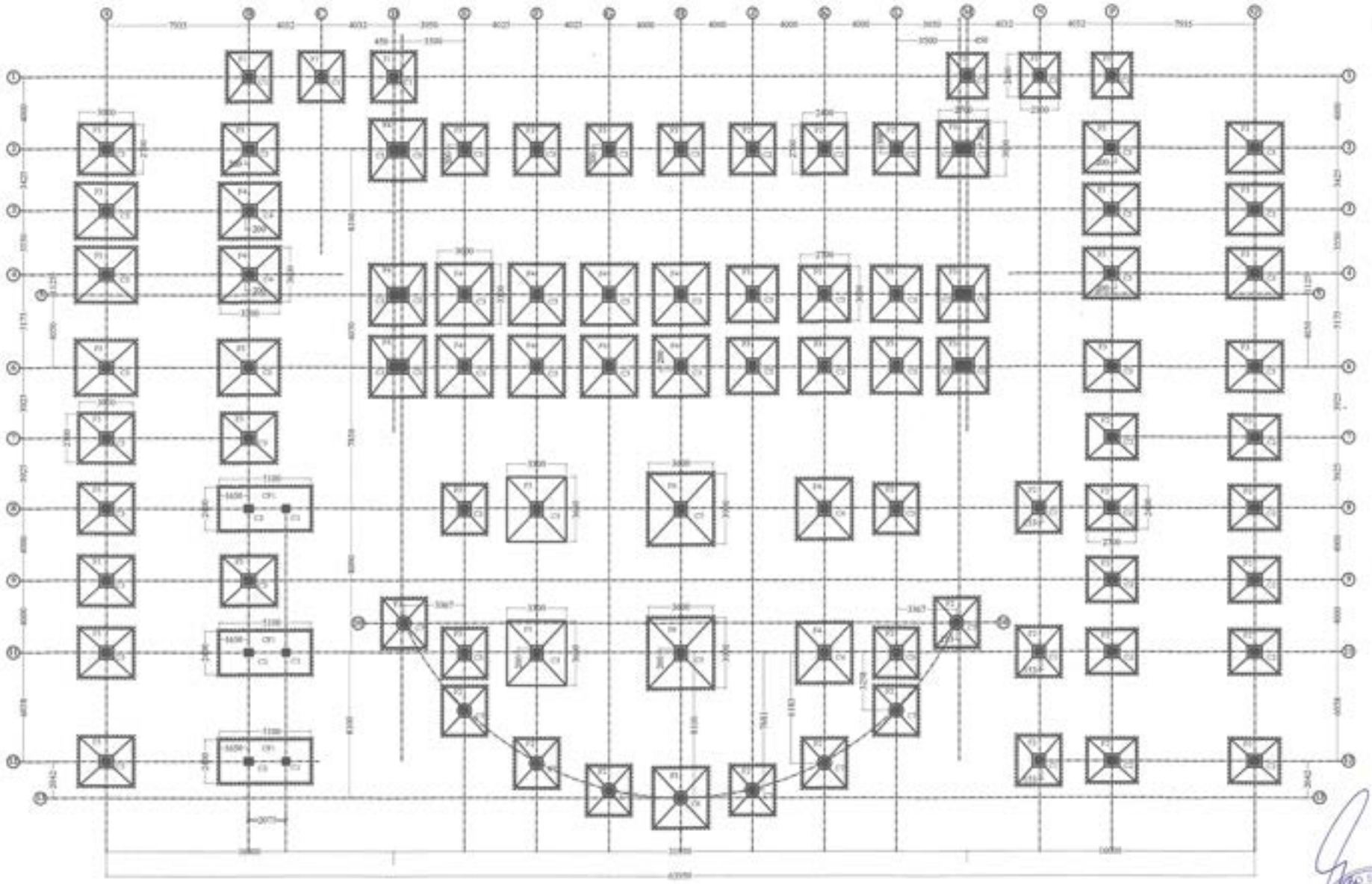

NOTE:
1. REFER SHEET NO. 02 FOR STRUCTURAL NOTES
2. GRID DIMENSION TO BE REFER FROM DRAWING.

Approved.
14/3/18
Principal
No. 58, Kar.. kuchi
Guwahati

Prepared by:-
AZ-0-2013-000520
GENESIS
Date:
Sign.
76 G.B. Road, Chandmari

Scale:- NOT TO SCALE	Drawing title:- FOOTING & COLUMN LAYOUT
Drawing date:- 05-Mar-18	Drawing no:- B.Ed cum B.Pharma / 19 / 001

Project name:-
CONSTRUCTION OF
ACADEMIC BLOCK (B.Ed cum B. Pharma)
For Assam DON BOSCO UNIVERSITY
at Tapesia,Guwahati,Assam .

SCHEDULE OF FOUNDATIONS

MKD	SIZE (Bxl.) mm excluding base	THICKNESS		REINFORCEMENT				REMARKS
				BOTTOM		TOP		
NAME		(D) mm	(d) mm	Long Side	Short Side	Short Side	Long Side	
F1	2100x2400	450	300	12# @ 125 mm c/c	12# @ 150 mm c/c	---	---	Isolated footing
F2	2400x2700	500	300	12# @ 125 mm c/c	12# @ 150 mm c/c	---	---	
F3	2700x3000	500	300	12# @ 125 mm c/c	12# @ 150 mm c/c	---	---	
F4	3000x3300	550	300	12# @ 125 mm c/c	12# @ 150 mm c/c	---	---	
F5	3300x3600	600	300	12# @ 125 mm c/c	12# @ 150 mm c/c	---	---	
F6	3600x3900	600	300	12# @ 125 mm c/c	12# @ 150 mm c/c	---	---	
CF1	2400x5100	600	300	12# @ 125 mm c/c	16# @ 150 mm c/c	12# @ 150 mm c/c	12# @ 150 mm c/c	Combined footing

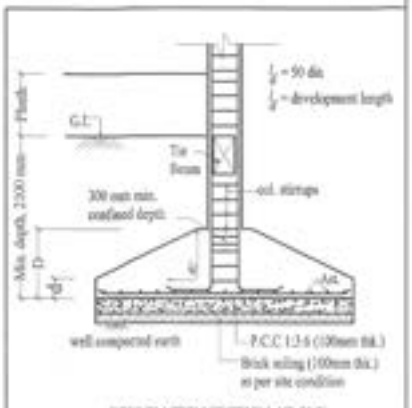

FOUNDATION SECTION AT X-X

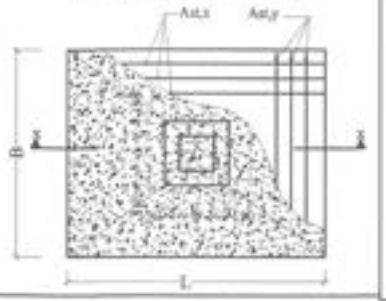

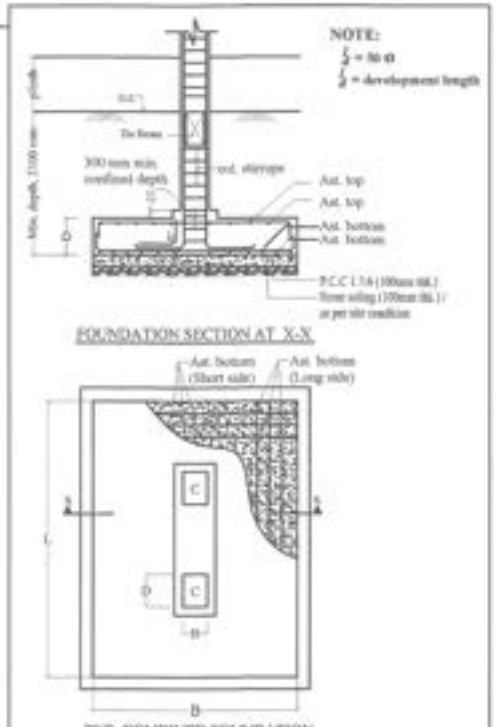

FOUNDATION SECTION AT X-X

TYP. COMBINED FOUNDATION

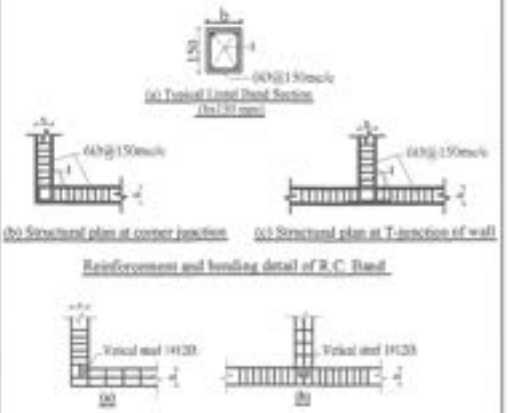

(a) & (b) typical alternate course in one- brick wall.

Detail of Vertical steel bars in brick wall

NOTES:
1. Typical band / Lintel as shown.
2. Band: to be provided at window sill level for all exterior and interior walls.
3. Lintel: to be provided at top sill for door, windows and other opening.
4. width of band (b): same as thickness of wall.
5. depth of band: 150mm min.
6. corners steel (1): span less than 5m- 4#10D
   (1): span upto 6m - 4#12D
7. span of wall will be the distance between centre lines of its cross walls or buttresses.
8. Min. Mix is M15 or 1:2:4 by volume.

GENERAL NOTES:
- STRUCTURES IS DESIGN AS PER ARCHITECTURAL DRAWING

1. DISCREPANCY AMONGST THIS STRUCTURAL DRG. THE CORRESPONDING ARCHITECTURAL DRAWINGS AND THE AGREEMENT ITEM IF ANY, SHALL BE GOT RECONCILED BEFORE EXECUTION.
2. ALL DIMENSIONS ARE IN MM UNLESS OTHERWISE SPECIFIED.
3. NO DIMENSION ARE TO BE SCALED OUT FROM THE DRAWING, ONLY FIGURE WRITTE DIMENSIONS SHALL BE FOLLOWED.
4. DIMENSION ARE TO BE VERIFIED AT SITE BEFORE EXECUTION OF WORK.
5. VARIOUS APPLICABLE PROVISIONS OF I.S. 456-2000 SHALL BE FOLLOWEDFOR R.C.C WORK.
6. CEMENT CONCRETE MIX SHALL BE OF NOMINAL MIX (M20) 1:1.5:3 FOR ALL STRUCTURAL WORK AS PER RELEVENT I.S. CODE.
7. ALL REINFORCEMENT SHALL BE OF HIGH YIELD STRENGTH THERMOMECHANICALLY TREATED BARS.
8. REINFORCEMENT SHALL SHALL HAVE NOMINAL COVER EXCLUDING PLASTER OR OTHER DECORATIVE FINISH AS FOLLOWS :-
   a) FOR FOUNDATION :- 50MM (BOTTOM & TOP)
   b) FOR COLUMN :- 40MM
   c) FOR BEAM :- 25MM
   d) SLABS :- 20MM

-NOMINAL COVER TO REINFORCEMENT SHALL BE THICKNESS CONCRETE COVER TO ALL STEEL REINF INCLUDING SECONDARY REINFORCEMENT ALSO.

9. CLEAR GAP AT EXPANSION JOINT SHALL BE 100MM.
10. IF ANY ACTUAL SUB SOIL CONDITION DURING EXCAVATION DIFFER FROM AS REPORTED OR LOOSE STRATA FOUND THE SAME MAY BE REPORTED TO THE DESIGNER BEFORE EXECUTION.
11. FOUNDATION DESIGN HAS BEEN BASED ON THE NET BEARING CAPACITY OF SOIL 13.2 T/SQM , BELOW 2.1 FROM EXISTING G.L. UPTO HARD SOIL.
12. NOT MORE THAN ONE THIRD OF TOTAL NOS OF MAIN BARS SHALL BE OVER LAPPED AT ANY SECTION OF COLUMN.
13. DEVELOPMENT LENGTH, LAP LENGTH, ANCHORAGE LENGTH (Ld)FOR REINFORCEMENT BARS SHALL BE 50 TIMES DIA. OF BARS.
14. LAP SHALL BE STAGGERED AND AVOIDED AT THE POINTS OF MAXIMUM BENDING.
15. NOT MORE THAN 50% OF BARS SHALL BE SPLICED AT ONE SECTION IN COLUMNS AND BEAMS.
16. LAP SPLICE SHALL BE IN CENTRAL HALF OF COLUMN LENGTH AND SHALL PROPORTIONED AS TENSION SPLICE.
17. TIES SPACING IN ENTIRE SPLICE LENGTH IN COLUMN SHALL NOT EXCEED 150 C/C.
18. STIRRUPS SPACING IN SPLICE LENGTH SHOULD NOT EXCEED 150MMCENTRE TO CENTRE.
19. LAP SHALL NOT BE PROVIDED IN A BEAM WITHIN A DISTANCE OF2d FROM JOINT FACE.
20. FIRST LAYER OF REINFORCEMENT AT THE BOTTOM OF FOOTING SHALL BE ALONG ITS SHORTER SPAN.
21. IN COLUMN REINFORCEMENT, LARGER DIAMETER REINFORCEMENTBAR SHALL BE PLACED AT CORNER WHENEVER TWO DIFFERENTDIA OF BAR ARE USED.
22. ALL BRICK WALLS SHALL BE RAISED AFTER THE SHUTTERING OF BEAM AND SLAB ABOVE ARE REMOVED.
23. ORIENTATION OF COLUMN SHOULD BE AS PER THE LAYOUT PLANAND CENTRE LINE COLUMN SHOULD BE FIXED AS DIMENSIONGIVEN IN ARCHITECTURAL DRAWING.
24. SLAB SHALL BE CAST MONOLITHICALLY WITH BEAM UNLESS SPECIFIED.
25. ALL GRADE PLINTH TIE BEAM SHALL BE AT PLINTH LEVEL.

NOTE:
1. REFER SHEET NO. 42 FOR STRUCTURAL NOTES
2. GRID DIMENSION TO BE REFER FROM DRAWING.

Approved
14/3/13
President
Ho. Sh Kar. Kuchi
Gaon Panchayat

Prepared by:-
AZ-0-2013-000520
GENESIS
Date: Sign.
R.G.B. Road, Chandmari, Gwy

Scale:-	Drawing title:-	Project name:-
NOT TO SCALE	SCHEDULE OF FOOTING & WALL BAND DETAILS	CONSTRUCTION OF ACADEMIC BLOCK (B.Ed cum B. Pharma) For Assam DON BOSCO UNIVERSITY at Tapesia,Guwahati,Assam
Drawing date:- 05-Mar-18	Drawing no:- B.Ed cum B.Pharma / 19 / 002	

DON BOSCO SOCIETY REGD. NO. SR/GSSA-CO/ GUWAHATI-781016

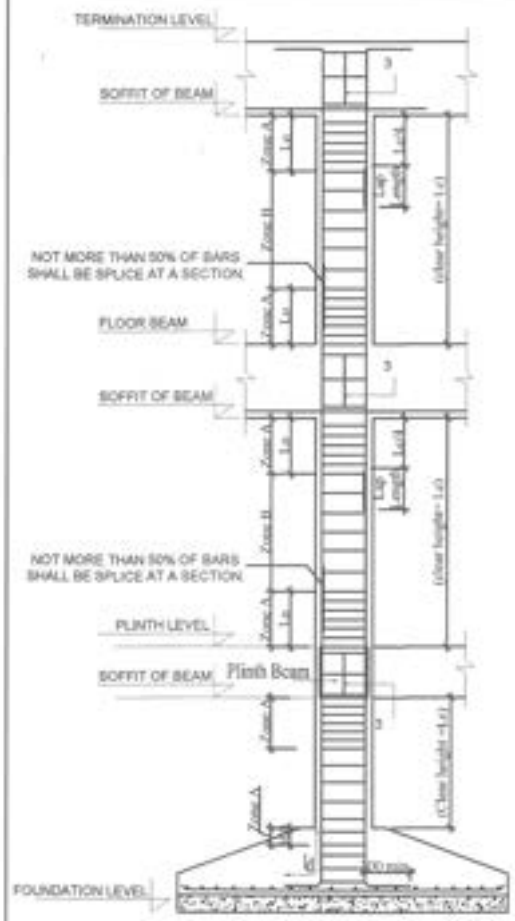

TYP. COLUMN TIES SPACING

TABLE-A

ZONE	COLUMN TIES SPECIFICATION
A	8Ø @75 mm c/c OUTER TIES
	8Ø @75 mm c/c INNER TIES
B	8Ø @200 mm c/c OUTER TIES
	8Ø @200 mm c/c INNER TIES

SCHEDULE OF COLUMNS

Col. mark	Col. size (mm)	Foundation to Firlt floor lvl	First floor lvl to Second floor lvl	Second floor lvl to Third floor lvl	Third floor lvl to Termination lvl
C1	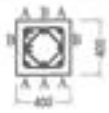	A = 4-20ø B = 4-16ø	A = 4-20ø B = 4-16ø	A = 4-16ø B = 4-16ø	A = 4-16ø B = 4-16ø
C2		A = 4-20ø B = 6-16ø	A = 4-20ø B = 6-16ø	A = 4-16ø B = 6-16ø	A = 4-16ø B = 6-16ø
C3	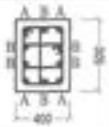	A = 4-20ø B = 6-20ø	A = 4-20ø B = 6-20ø	A = 4-20ø B = 6-16ø	A = 4-20ø B = 6-16ø
C4	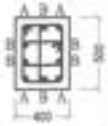	A = 4-25ø B = 6-20ø	A = 4-25ø B = 6-20ø	A = 4-20ø B = 6-20ø	A = 4-20ø B = 6-20ø
C5	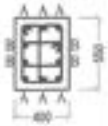	A = 6-25ø B = 4-20ø	A = 6-25ø B = 4-20ø	A = 4-20ø B = 6-20ø	A = 4-20ø B = 6-20ø
C6	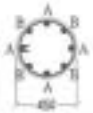	A = 4-20ø B = 4-20ø	A = 4-20ø B = 4-20ø	A = 4-20ø B = 4-16ø	A = 4-20ø B = 4-16ø
C7	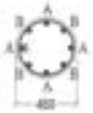	A = 4-20ø B = 4-16ø	A = 4-20ø B = 4-16ø	A = 4-16ø B = 4-16ø	A = 4-16ø B = 4-16ø

Note:
1. Lo SHALL BE GREATER OF
   (a) Lo/6
   (b) LARGER LATERAL DIAMENSION
   (c) 450 MM
2. SPACING OF STIRRUPS
   (a) REFER TABLE-A FOR COLUMN TIES
   (b) IN LAP PORTION STIRRUPS SPACING SHALL BE OF 100 mm c/c (Maximum)
3. SPECIAL CONFINING REINFORCEMENT
   IF BEAM IS NOT CONTINUOUSON ALL FOUR SIDES.

NOTE:
1. REFER SHEET NO. 02 FOR STRUCTURAL NOTES
2. GRID DIMENSION TO BE REFER FROM DRAWING.

Approved
14/3/18
President
No. 88 Kamakuchi
Gaon Panchayat

Prepared by:-
A2-0-2013-000520

GENESIS
Date:
Sign.
R.G.B. Road, Chandmari

Scale:-	Drawing title:-	Project name:-
NOT TO SCALE	SCHEDULE OF COLUMN	CONSTRUCTION OF ACADEMIC BLOCK (B.Ed cum B. Pharma) For Assam DON BOSCO UNIVERSITY at Tapesia,Guwahati,Assam
Drawing date:- 05-Mar-18	Drawing no:- B.Ed cum B.Pharma / 19 / 003	

REGD. NO.

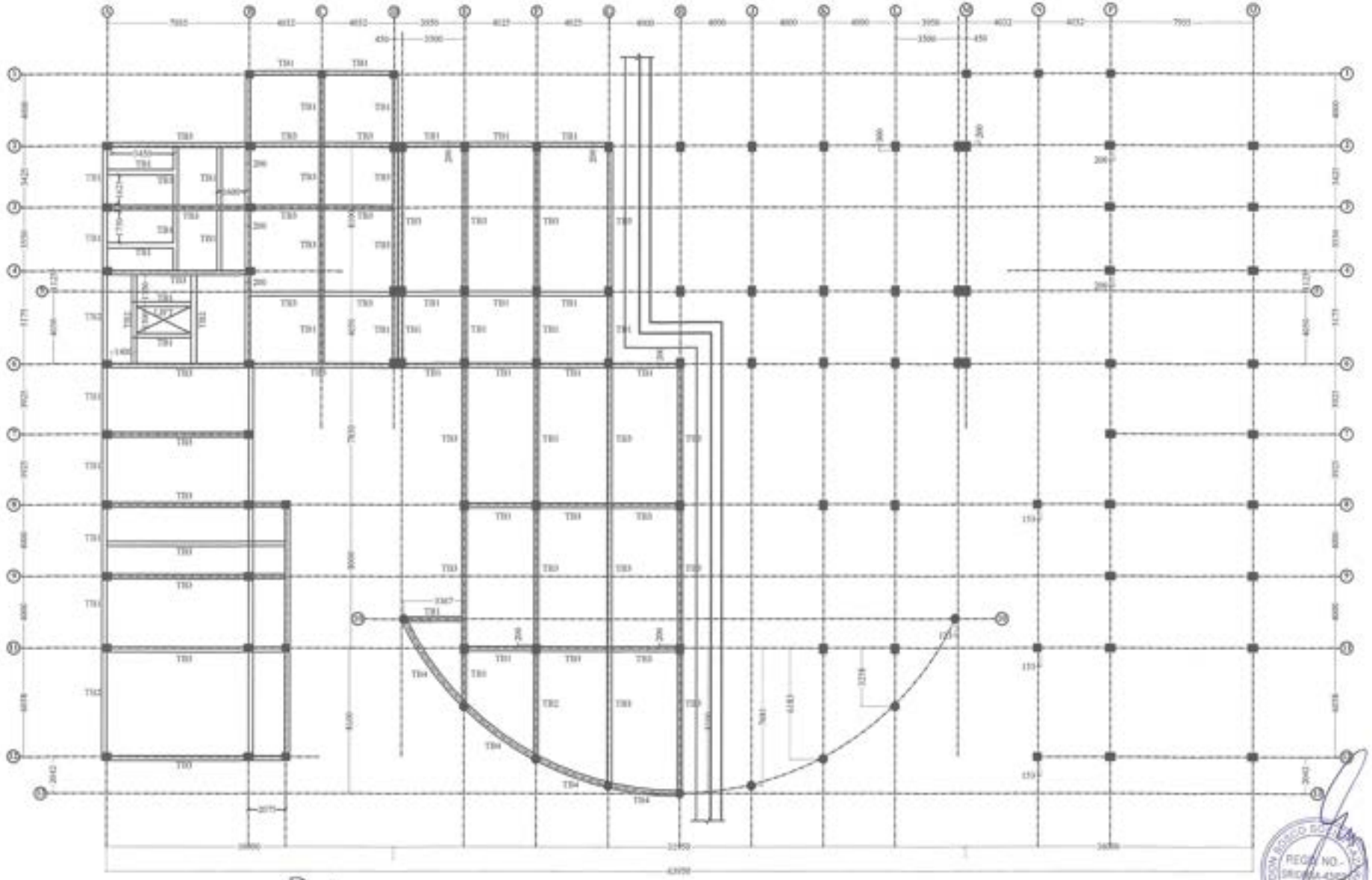

NOTE:
1. REFER SHEET NO. 01 FOR STRUCTURAL NOTES
2. GRID DIMENSION TO BE REFER FROM DRAWING.

Approved
4/3/18
President
No. 98 Kamarkuchi
Gaon Panchayat

Prepared by:-
A2-0-2013-000520

GENESIS
Date:
Sign:
R.G.B. Road, Chandmari

Scale:- NOT TO SCALE

Drawing date:- 05-Mar-18

Drawing title:- BASEMENT TIE BEAM LAYOUT

Drawing no:- B.Ed com B.Pharma / 19 / 004

Project name:-
CONSTRUCTION OF
ACADEMIC BLOCK (B.Ed com B. Pharma)
For Assam DON BOSCO UNIVERSITY
at Tapesia,Guwahati,Assam

DON BOSCO BOARD
REG. NO. -
GUWAHATI-781017

BEAM TYPE: TYPICAL REINFORCEMENT DETAIL AT CONTINIOUS BEAM OF SAME SIZE FOR ALL GRID

BEAM TYPE: TYPICAL REINFORCEMENT DETAIL AT CONTINIOUS GRID FLOAT BEAM OF SAME SIZE FOR ALL GRID

BEAM TYPE: TYPICAL REINFORCEMENT DETAIL AT AT JUNCTION OF TWO DIFFERENT BEAM SIZE

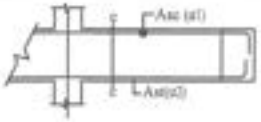

BEAM TYPE: TYPICAL REINFORCEMENT DETAILING AT CANTILEVER PORTION

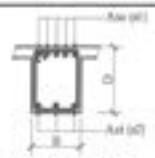

Through Section "c-c"

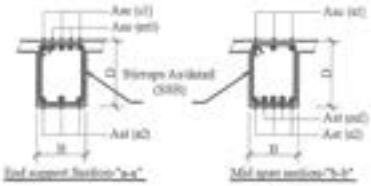

End support Section "a-a" Mid span section "b-b"

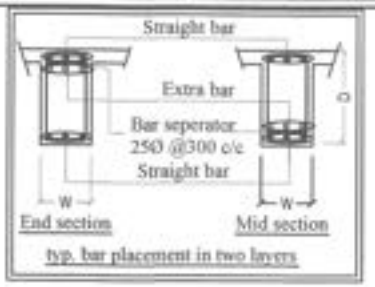

typ. bar placement in two layers

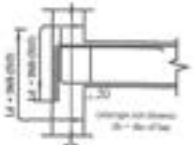

Exterior column- beam anchorage

Typical details of stirrups spacing at the junction of main and secondary beams.

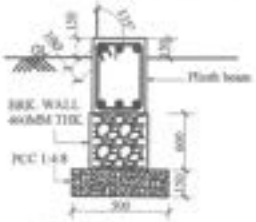

Typ. Plinth Beam position

SCHEDULE OF RCC BEAMS FOR ALL FLOORS								
Sl No.	BEAM No.	SIZE		REINFORCEMENT TYPICALLY INDICATED				STIRRUPS
				STRAIGHT BARS		EXTRA BARS		
		B	D	TOP BARS Asc (st1)	BOTTOM BARS Ast (st2)	EXTRA ON TOP AT SUPPORT Asc (ext1)	EXTRA ON BOTTOM AT MID SPAN Ast (ext2)	AS TYPICALLY DETAIL (SSB)
1	TB1	250	400	3-16 Ø	3-16 Ø	NIL	NIL	
2	TB2	250	400	2-16 Ø+1-20 Ø	2-16 Ø+1-20 Ø	NIL	NIL	
3	TB3	300	450	2-20 Ø+1-16 Ø	2-20 Ø+1-16 Ø	NIL	NIL	
4	TB4	300	400	3-16 Ø	3-16 Ø	NIL	NIL	
5	FB1	300	450	2-20 Ø	2-20 Ø	2-16 Ø	2-16 Ø	
6	FB2	300	550	3-20 Ø	3-20 Ø	2-20 Ø	2-20 Ø	
7	FB3	300	650	3-20 Ø	3-25 Ø	3-20 Ø	3-20 Ø	
	FOR FB3 KINDLY PROVIDE 2-16Ø SIDE BARS ON BOTH SIDE							
8	FB4	300	450	3-20 Ø	3-25 Ø	3-25 Ø	3-20 Ø	
	FOR FB4 KINDLY PROVIDE 1-12Ø SIDE BARS ON BOTH SIDE							
9	GB1	300	450	3-20 Ø	3-20 Ø	2-16 Ø	2-16 Ø	
10	B1	250	400	2-16 Ø+1-20 Ø	2-16 Ø+1-20 Ø	NIL	NIL	

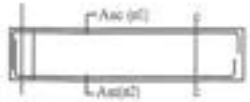

BEAM TYPE: TYPICAL REINFORCEMENT DETAILING

NOTE:
1. REFER SHEET NO. 02 FOR STRUCTURAL NOTES.
2. GRID DIMENSION TO BE REFER FROM ARCHITECTURAL DRAWING.
3. REFER "st" AS A BAR RUN FROM END TO END OF COLUMN AND "ext" AS AN EXTRA BAR PROVIDED AT MID SPAN AND END SUPPORT AS DETAIL

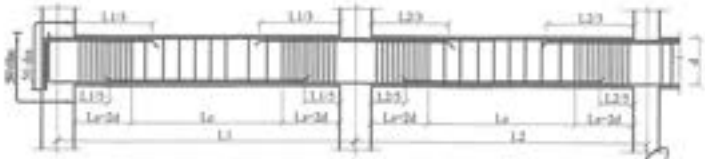

Stirrups spacing: Provide 8¢/ 2 L @100 mm c/c in Le & 8¢/ 2L @150 mm c/c in Le

TYPICAL STIRRUPS SPACING IN BEAMS (SSB)

NOTE:
1. REFER SHEET NO. 02 FOR STRUCTURAL NOTES
2. GRID DIMENSION TO BE REFER FROM DRAWING.

Prasanta 13/15
Pradhan
No. 55 Kamakuch
Gaon Panchayat

Prepared by:-

Az-0-2013-000520

GENESIS
Date:
Sign:
R.G.B. Road, Chandmari

Scale:- NOT TO SCALE

Drawing date:- 05-Mar-18

Drawing title:- SCHEDULE OF BEAMS

Drawing no:- B.Ed cum B.Pharma / 19 / 00 5

Project name:-

CONSTRUCTION OF
ACADEMIC BLOCK (B.Ed cum B. Pharma)
For Assam DON BOSCO UNIVERSITY
at Tapesia,Guwahati,Assam .

DON BOSCO SOC. REGD. NO. SR/DBSA-0002 GUWAHATI-781017

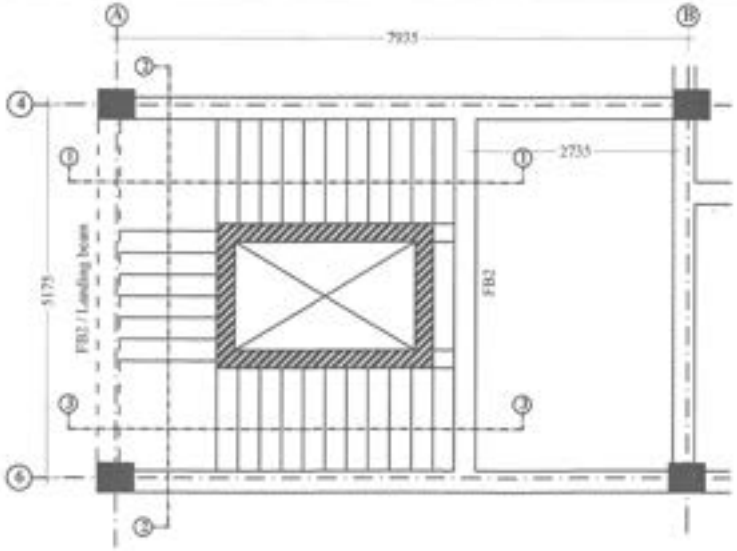

NOTE:
- Tread, Riser & Landing of the stairs shall be as per Architectural design
- Waist slab: 180 mm
- Landing : 180 mm

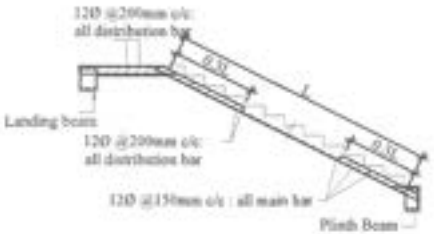

TYP. DETAILS OF FIRST FLIGHT SECTION 1 - 1

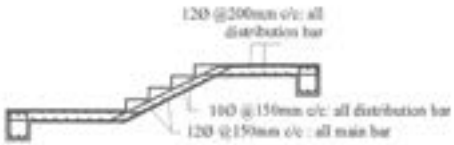

TYP. DETAILS OF FIRST FLIGHT SECTION 2 - 2

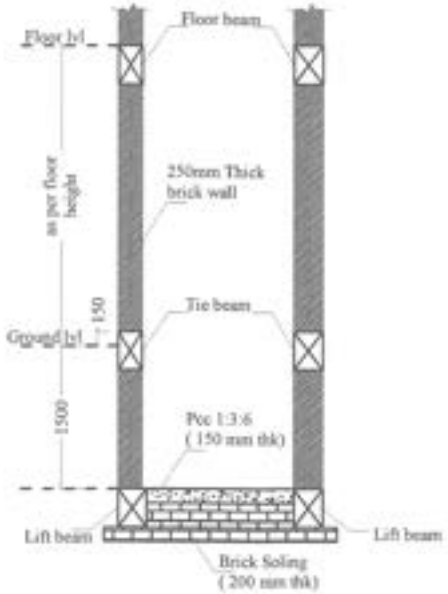

CROSS SECION -- Z -- Z

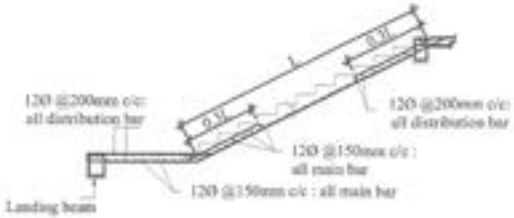

TYP. DETAILS OF FLIGHT SECTION 3-3

NOTE:
1. REFER SHEET NO. 02 FOR STRUCTURAL NOTES
2. GRID DIMENSION TO BE REFER FROM DRAWING.

14/9/18
President
No. 08 Kamakuch
Gaon Panchayat

Prepared by:-	Scale:-	Drawing title:-	Project name:-
AZ-0-2013-000520	NOT TO SCALE	SCHEDULE OF BEAMS	CONSTRUCTION OF **ACADEMIC BLOCK (B.Ed cum B. Pharma)** For Assam DON BOSCO UNIVERSITY at Tapesia,Guwahati,Assam
GENESIS R.G.B. Road, Chandmari, Guwahati Date: Sign:	Drawing date:- 05-Mar-18	Drawing no:- B.Ed cum B.Pharma / 19 / 006	

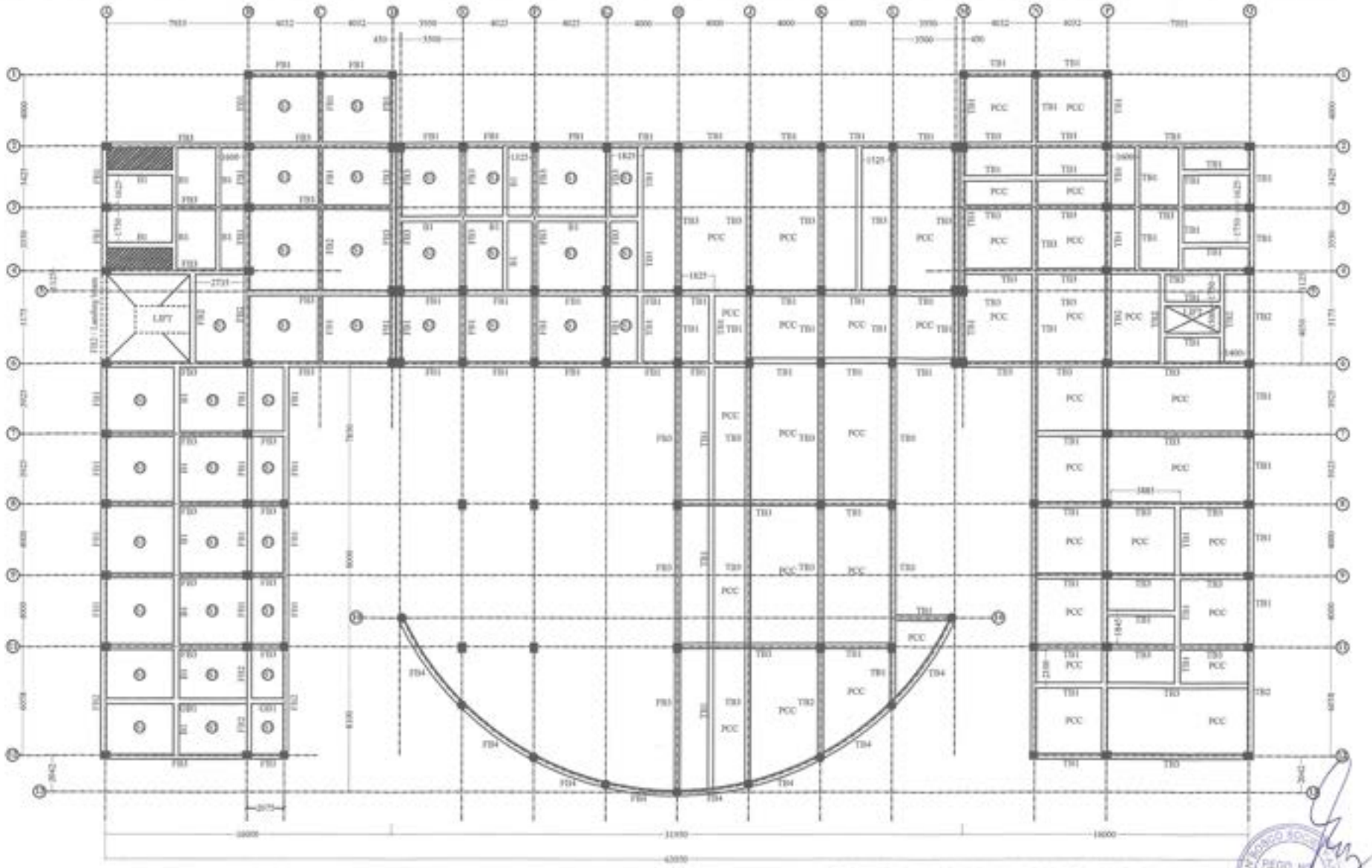
LIFT
PCC
TB1
TB2
TB3
TB4
FB1
FB2
FB3
FB4
B1
B2
B3
B4
C01
C02
C03
C04
C05
C06
C07
C08
C09
C10
C11
C12
C13
C14
C15
C16
C17
C18
C19
C20
C21
C22
C23
C24
C25
C26
C27
C28
C29
C30
C31
C32
C33
C34
C35
C36
C37
C38
C39
C40

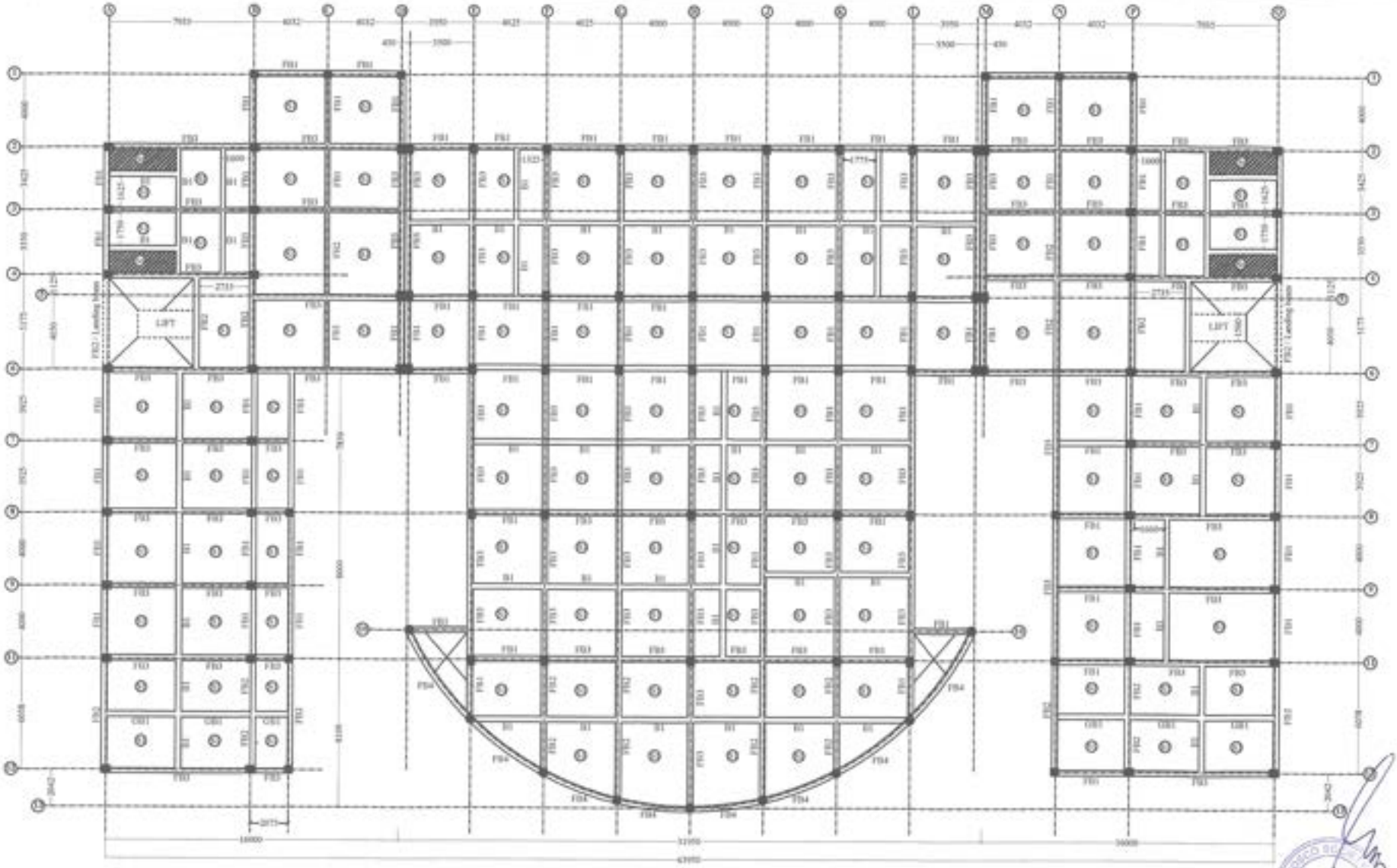

FIRST FLOOR BEAM& SLAB LAYOUT

NOTE:
1. REFER SHEET NO. 02 FOR STRUCTURAL NOTES
2. GRID DIMENSION TO BE REFER FROM DRAWING.

Prepared by:-

AZ-0-2013-000520

GENESIS ARCHITECTS R.G.B. Road, Chandmari, Guwahati-3 Date: Sign.

Scale:- NOT TO SCALE

Drawing date:- 28-nov-19

Drawing title:- FIRST FLOOR BEAM & SLAB LAYOUT

Drawing no:- B.Ed cum B.Pharma / 19 / 008

Project name:-

CONSTRUCTION OF
ACADEMIC BLOCK (B.Ed cum B. Pharma)
For Assam DON BOSCO UNIVERSITY
at Tapesia,Guwahati,Assam .

DON BOSCO REGN. NO. - SR-05/04-4202

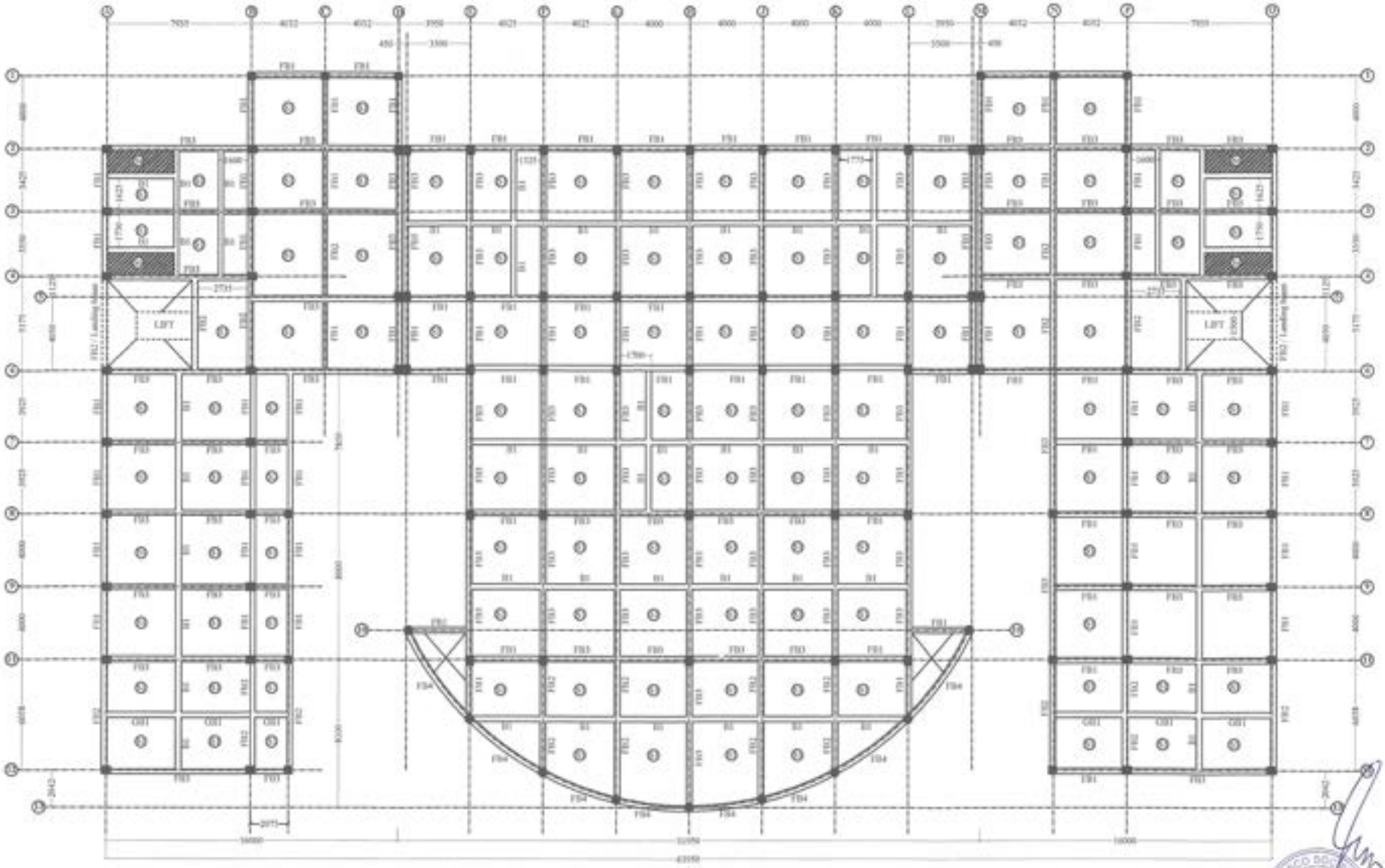

SECOND , THIRD FLOOR BEAM & SLAB LAYOUT

NOTE:
1. REFER SHEET NO. 02 FOR STRUCTURAL NOTES
2. GRID DIMENSION TO BE REFER FROM DRAWING.

President
No. 55 Kamakuchi
Gaon Panchayat

Prepared by:-
AZ-0-2013-000520

GENESIS
Date:
Sign.
Road, Chandmari

Scale:- NOT TO SCALE

Drawing date:- 05-Mar-18

Drawing title:- SECOND,THIRD FLOOR BEAM & SLAB LAYOUT

Drawing no:- B.Ed cum B.Pharma / 19 / 009

Project name:-
CONSTRUCTION OF
ACADEMIC BLOCK (B.Ed cum B. Pharma)
For Assam DON BOSCO UNIVERSITY
at Tapesia,Guwahati,Assam

DON BOSCO
PEGD NO.

SLAB REINFORCEMENT SCHEDULE

SLAB MARK	SLAB THK.	SHORT SPAN		LONG SPAN		REMARKS
		TOP REINF. AT SUPPORT (R1)	BOTTOM REINF. AT MID SPAN (R2)	TOP REINF. AT SUPPORT (R3)	BOTTOM REINF. AT MID SPAN (R4)	
S1	135	10Ø @ 130 mm c/c	10Ø @ 130 mm c/c	10Ø @ 130 mm c/c	10Ø @ 130 mm c/c	Floor slab
S2	150	10Ø @ 130 mm c/c	10Ø @ 130 mm c/c	10Ø @ 130 mm c/c	10Ø @ 130 mm c/c	Top at position of water tank
Ss	140	10Ø @ 150 mm c/c	10Ø @ 150 mm c/c	10Ø @ 150 mm c/c	10Ø @ 150 mm c/c	Sunken slab

NOTE:
Torsional reinforcement of 10Ø @ 150mm c/c shall be provided in all discontinuous edges at the top and bottom layers of the slab at $l_x/8$ or $l_y/8$, where l_x and l_y are short and long span respectively.

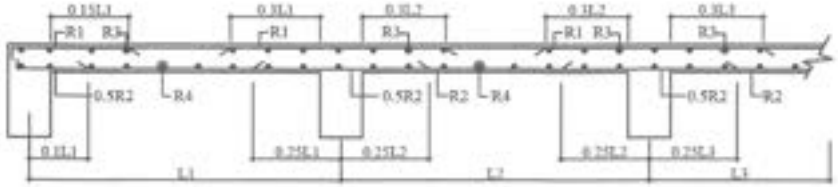

TYPICAL SLAB REINFORCEMENT DETAIL

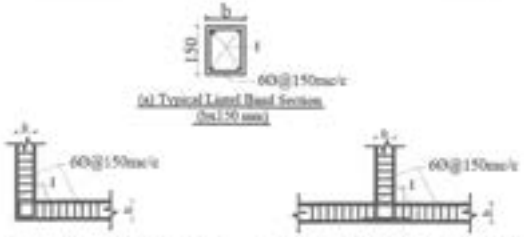

(a) Typical Lintel Band Section (bx150 mm)

(b) Structural plan at corner junction

(c) Structural plan at T-junction of wall

Reinforcement and bending detail of R.C. Band

(a) & (b) typical alternate course in one- brick wall

Detail of Vertical steel bars in brick wall

NOTES:
1. Typical band / Lintel as shown.
2. Band: to be provided at window sill level for all exterior and interior walls.
3. Lintel: to be provided at top sill for door, windows and other opening.
4. width of band (b): same as thickness of wall.
5. depth of band: 150mm min.
6. corners steel:(1) span less than 5m- 4#10Ø
   (1) span upto 6m - 4#12Ø
7. span of wall will be the distance between centre lines of its cross walls or buttresses.
8. Min. Mix is M15 or 1:2:4 by volume.

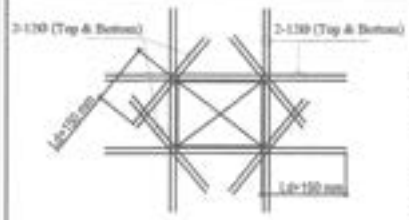

TYP. CUTOUT DETAILS (CD) IN SLAB

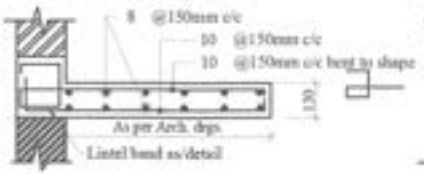

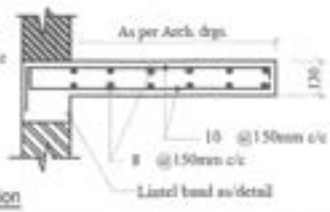

Typical chajja section

NOTE:
1. REFER SHEET NO. 02 FOR STRUCTURAL NOTES
2. GRID DIMENSION TO BE REFER FROM DRAWING.

Prepared by:-

AZ-0-2013-000520

GENESIS Date: Sign. R.G.B. Road, Chandmari

Scale:- NOT TO SCALE

Drawing date:- 05-Mar-18

Drawing title:- SCHEDULE OF SLAB

Drawing no:- B.Ed cum B.Pharma / 19 / 010

Project name:-

CONSTRUCTION OF
ACADEMIC BLOCK (B.Ed cum B. Pharma)
For Assam DON BOSCO UNIVERSITY
at Tapesia,Guwahati,Assam .

DON BOSCO SOCIETY REGD. NO.- SR/OBSA-43/82



Approved.
14/3/18
President
Ms. M. Kamakshi
Geon Panchayat

GENESIS
Date:
Sign.
R.G.B. Road, Chandmari, Gmy-01

REGD. NO.-
SRG/65A-43/07

AZ-0-2013-000620

Approved
4/3/18
President
No. 86 Kamla Kuchu
Gram Panchayat

REGD. NO.-
SR/OBBA-43/03

GENESIS
Date:
Sign.
R.O.B. Road, Chandmari, Gh-03

AZ-O-2013-000520

Approved
4/3/18
President
Ms. Ss Kamarkuch
Gaon Panchayat

GENESIS
Date:
Sign.
R.G.B. Road, Chandmari, Gh-4

AZ-0-2013-000520

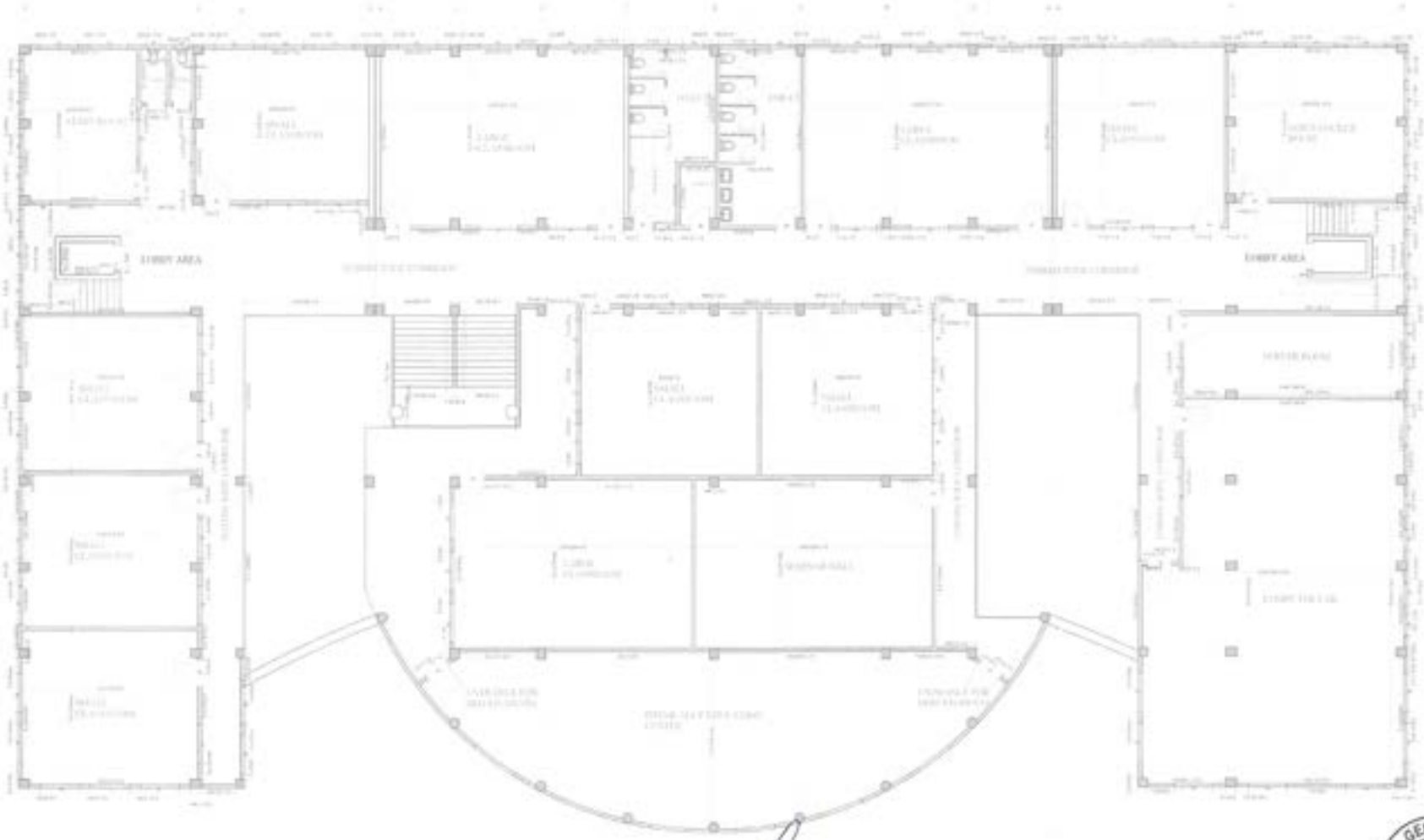

Approved -
14/3/18
President
To SS Kaikalkuchi
Gram Panchayat

GENESIS
Date:
Sign.
R.G.B. Road, Chandmari, Guwahati

AZ- 0-2013- 000520



GENESIS Co-Ltd
R.G.B. Road, Chandmari.
Date:
Sign.

Approved
Date 26/3/18
President

A2-0-2013-000520